

bioasis

The Blood-Brain Barrier Company

xB³™ Proprietary Platform Technology

April 2019

BTI.V (TSX), BIOAF (OTCQB)

Forward Looking Information

This presentation contains forward-looking statements within the meaning of the Private Securities Litigation Reform Act of 1995 and forward-looking information within the meaning of Canadian securities legislation. This information and these statements, referred to herein as "forward-looking statements", are made as of the date of this presentation or as of the date of the effective date of information described in this presentation, as applicable. The forward-looking statements herein relate to predictions, expectations, beliefs, plans, projections, objectives, assumptions or future events or performance (often, but not always, using words or phrases such as "expects", "anticipates", "plans", "projects", "estimates", "envisages", "assumes", "intends", "strategy", "goals", "objectives" or variations thereof or stating that certain actions, events or results "may", "can", "could", "would", "might" or "will" be taken, occur or be achieved, or the negative of any of these terms and similar expressions).

All forward-looking statements are based on current beliefs as well as various assumptions made by, and information currently available to Bioasis. By their very nature, forward-looking statements involve inherent risks and uncertainties, both general and specific, and risks exist that estimates, forecasts, projections and other forward-looking statements will not be achieved or that assumptions do not reflect future experience. For a description of some of the risks that could cause our actual results to vary from those anticipated by forward-looking statements, please refer to the risk factors described in our filings with Canadian securities regulators, available at www.sedar.com. We caution any person reviewing this presentation not to place undue reliance on these forward-looking statements as a number of important factors could cause the actual outcomes to differ materially from the beliefs, plans, objectives, expectations, anticipations, estimates assumptions and intentions expressed in such forward-looking statements.

Bioasis Highlights

<p><i>xB³™ Platform Technology: Novel, cutting-edge, best-in-class platform technology for BBB drug delivery</i></p>	<p>Focused on the Non-Invasive Delivery of Therapeutics Across the BBB with Proprietary xB³ Platform Technology</p> <ul style="list-style-type: none">• Enables delivery of multiple therapeutics across the BBB, including small molecules, enzymes, siRNA, antibodies and other biologics• Outperforms all other BBB technologies by delivering 4-6% of the injected dose into the brain, competitor technologies deliver 1-1.5%• 120+ patents relating to the xB³ delivery vector, xB³ fusions and conjugates with active agents and therapies for treating various diseases associated with the central nervous system; foundation patents through 2034; additional patent term extension up to five years and ongoing work anticipated to provide further long-term patent protection
<p><i>Developing risk-mitigated, wholly-owned programs with potential for fast track, early approval</i></p>	<p>Initial Focus on Orphan Indications & Rare Genetic Diseases with High Unmet Medical Need Where Proof-of-Concept Exists</p> <ul style="list-style-type: none">• Lead program xB³-001 fuses xB³ peptide to Herceptin® (\$7.1B in sales in 2017) for the treatment of HER2+ breast cancer brain metastases; FDA pre-IND meeting anticipated in June 2019, first-in-human (FIH) 2020; potential for accelerated approval after Ph 1b/2a• Second program xB³-007 (xB³+Cerezyme®; \$8.3M in sales in 2017) for the treatment of Gaucher's Type 2, an LSD; pre-clinical POC to generate biomarker data, translatable endpoints into humans in 2019; FDA pre-IND meeting anticipated date 4Q20, FIH 4Q21, potential for accelerated approval after Ph 1b/2a
<p><i>Strategic partnering ensures wide uptake of the technology with partner taking on technical risk and Bioasis sharing in the upside</i></p>	<p>Opportunities to Out-License Technology to Address Undruggable, Novel Targets and Multiple Treatment Modalities including Antibodies and siRNA</p> <ul style="list-style-type: none">• Licensing agreement with Prothena and a new research alliance with a major global pharma company• xB³ peptide can penetrate the lymphatic system, offering additional non-CNS opportunities

The Bioasis Platform Technology Works via the LRP1 Receptor MOA Facilitates Rapid, Active Transport Across BBB and Confers Broad Utility



xB³ Peptide

Derived from an iron-binding human protein found at low concentrations in the blood

- xB³ has been optimized by Bioasis scientists to its key constituents (12 amino acids)
- xB³ has shown improved brain penetration over the full-length protein

Mechanism of Action (MOA)

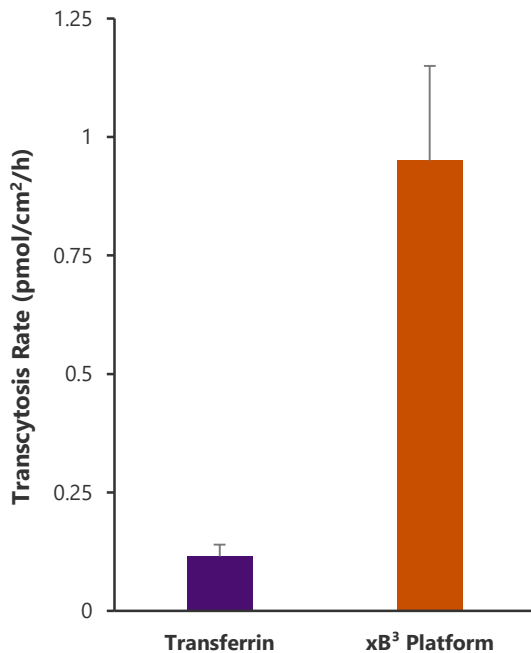
xB³ binds to, and moves into neurons via, the Low Density Lipoprotein Receptor-related protein (LRP1) receptor and transcytosis

- High efficiency receptor with fast endocytosis and recycling
- LRP1 is highly expressed in critical brain regions and across multiple brain cell types
- LRP1 is overexpressed in multiple disease states including brain cancers, Alzheimer's disease and Parkinson's disease

The xB³ Platform Technology

Advantages Over Competing BBB Technologies

Transcytosis across *in vitro* BBB model (BBCEC)



Features	Bioasis xB ³ Platform	Denali	Genentech	Roche	Armagen	Angiochem
% injected dose in brain	4-6%	<1%	<1%	<1%	<1%	~1.5%
Mode of Action	LRP1	TfR	TfR	TfR	TfR and IR	LRP1
Payload Modalities						
Antibodies	✓	✓	✓	✓	✓	
Enzymes	✓				✓	
siRNA	✓					
Small molecules	✓					✓

Diversification and De-Risking of Internal and External Development

Internal Development

Approved, High Value Medicines

- Making non-brain penetrant medicines into the new standard of care for CNS disorders
- Faster, cost-efficient path to NDA/BLA filing
- Wholly-owned assets
- Lead programs utilize established products (Herceptin and Cerezyme), with proven efficacy and known safety profiles
- Focus on orphan indications, including brain cancers, and rare genetic diseases.

Business Development

New Drug Candidates and Novel Targets

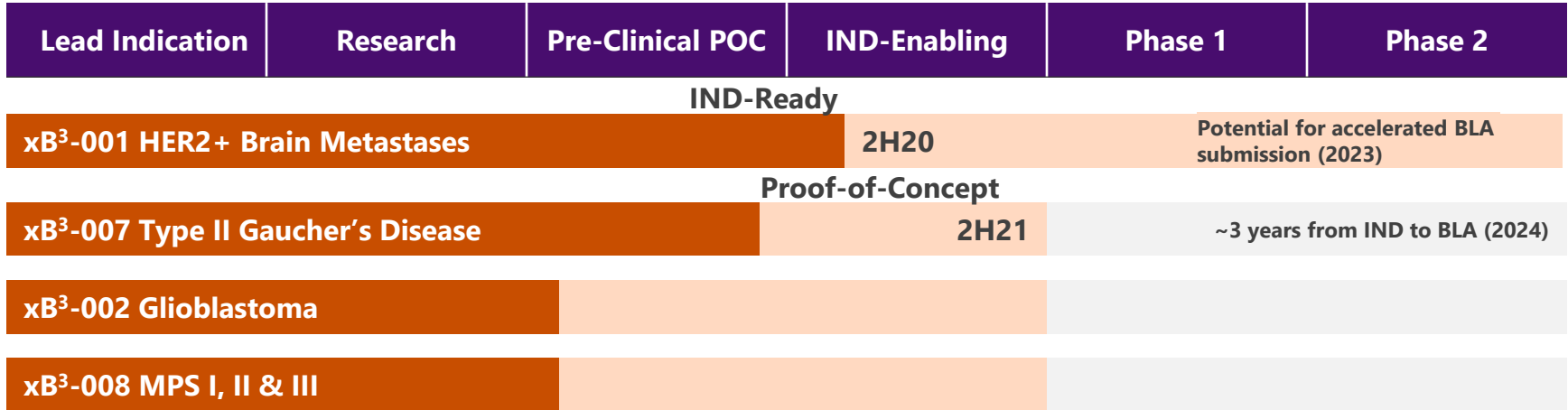
- Selective partnering ensures wide uptake of the technology with partner taking on technical risk and Bioasis sharing in the upside
- Opportunities to out-license technology to improve efficacy via enhanced blood-brain barrier penetration by small molecules, enzymes, siRNA, antibodies and other biologics
- Licensing agreement with Prothena, a new research alliance with a major global pharma company & in discussions with a second major global pharma company deal on xB³ platform announced in January 2019

Advantages include Early Proof-of-Concept

Target engagement milestone can be determined early in the clinical program, establishing brain penetration and verifying dose

Bioasis Pipeline: Robust and Designed to Mitigate Risk

Turning Non-Brain Penetrant Medicines into the New Standard of Care for CNS Disorders



- Orphan indications, including CNS cancers and rare genetic diseases
- Faster, cost-efficient path to BLA submission
- Lead programs utilize established products with proven efficacy and known safety profiles (e.g., xB³-001: Herceptin[®] (trastuzumab), xB³-002: Avastin[®] (bevacizumab), xB³-007: Cerezyme[®] (imiglucerase), xB³-008: undisclosed)

Herceptin[®] is a registered trademark of Genentech, Inc., Avastin[®] is a registered trademark of Genentech, Inc., Cerezyme[®] is a registered trademark of Genzyme Corporation.

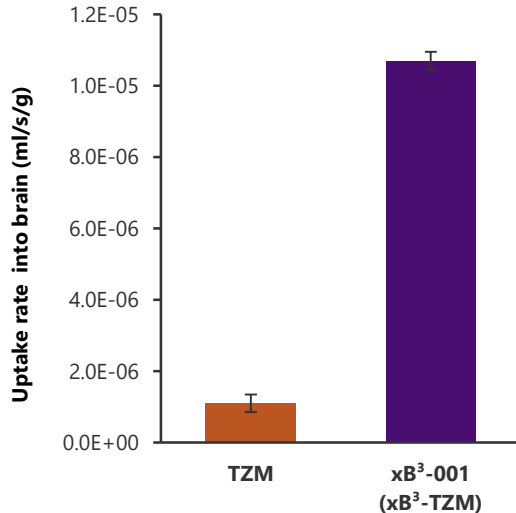
Achievement of the indicated timelines is conditional upon the company securing the capital necessary to achieve the milestones as set out.

xB³-001 for the treatment of Breast Cancer Brain Metastases


Human HER2+ Breast Cancer Brain Metastases in Murine Model

xB³-001 Achieves Successful Delivery of Trastuzumab (Herceptin, TZM) to the Target Brain Tissues

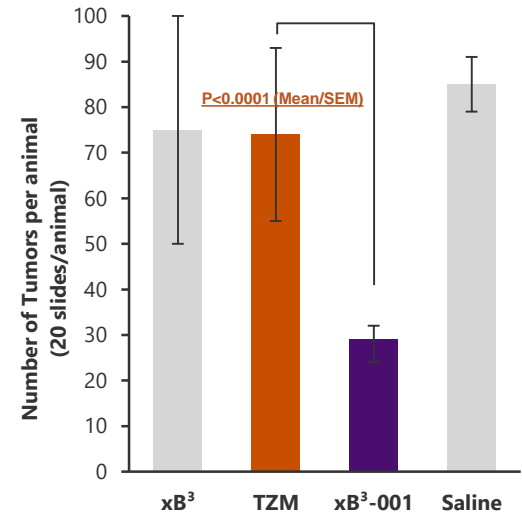
1. xB³ Increases the Brain Exposure of Approved Medicines - Herceptin® (trastuzumab, TZM)



2. xB³ Enables Target Engagement of Relevant Brain Target Tissues









3. xB³ Drives Biological Effect; 68% Reduction in HER2+ Brain Metastases with xB³-001



TZM: Trastuzumab; n=13 for xB³, TZM groups; n=8-9 for xB³-TZM, saline groups.
One-way ANOVA **P<0.001, ***P<0.001, ***P<0.0001 Mean±SEM

Internal Lead Program Focus and Timeline

xB³-001 (TZM) HER2+ Breast Cancer Brain Metastasis

2018			2019				2020				2021				2022					
Q2	Q3	Q4	Q1	Q2	Q3	Q4	Q1	Q2	Q3	Q4	Q1	Q2	Q3	Q4	Q1	Q2	Q3	Q4	Q1	
			 Manufacture Toxicology Material																	
				 FDA Pre-IND Meeting																
			 Bioanalytical and Toxicology																	
					 Manufacture GMP Material															
												 Submit IND								
												 Ph 1b/2 Study in Patients								

- Orphan disease with a high unmet medical need
- Focus on improving this well-established, efficacious treatment for HER2+ breast cancer, treating brain metastases through enhanced delivery of Herceptin to the brain
- Potential to be new standard of care for HER2+ breast cancer

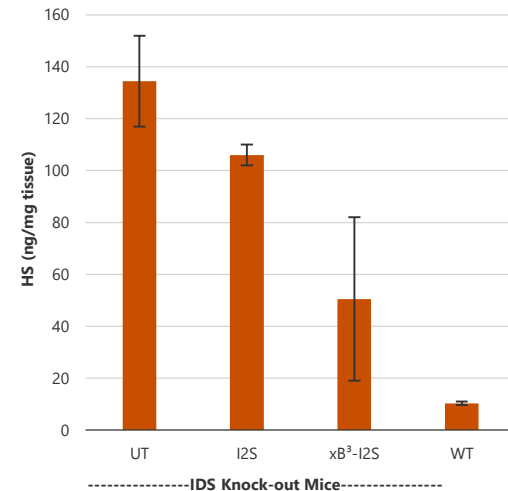
xB³-007: Glucocerebrosidase

Untreated Neuropathic Gaucher's Disease Type II

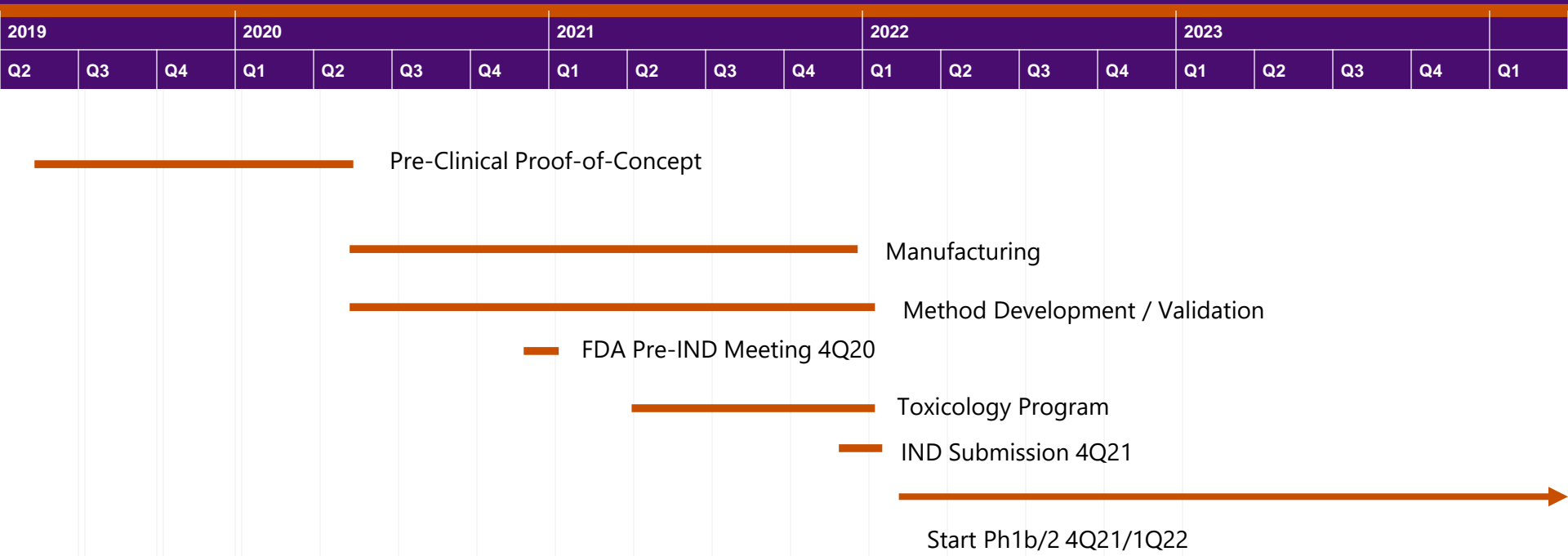
- Gaucher's disease (GD) results in the deficiency in an enzyme, causing a portion of old cells to be stored in areas such as the liver, spleen, lungs, lymph system, and bones instead of being expelled from the body. It is caused by mutations in GBA1 gene that encodes glucocerebrosidase enzyme
 - **Type II is an acute, infantile, neuropathic form of the disease, associated with severe brain damage: No effective treatments are currently available**
 - **Early onset (3-6 months), severe, rapidly progressing, fatal within two years**
 - **Pathologies: seizures, spasticity, enlarged spleen & liver, poor development**
- Cerezyme[®] (glucocerebrosidase) is used as an **enzyme replacement therapy** for patients with Gaucher's Disease Type I. Cerezyme robustly treats the peripheral symptoms of Type I (non-neuropathic), however, is not able to cross the BBB and is not effective in Types II and III
 - Bioasis scientists have preliminary data demonstrating the ability of an enzyme to cross the BBB with an associated decrease in heparin sulfate as well as glycosaminoglycans in the central nervous system



Reduction in Heparan Sulfate Accumulation



xB³-007 for the Treatment of Gaucher's Disease Type II



bioasis

xB³ Platform Technology

MedImmune - Bioasis
Collaboration

 MedImmune

Original Article

JCBFM

Journal of Cerebral Blood Flow & Metabolism
0(00) 1–15
© Author(s) 2018
Reprints and permissions:
sagepub.co.uk/journalsPermissions.nav
DOI: 10.1177/0271678X18772998
journals.sagepub.com/home/jcbfm



A peptide derived from melanotransferrin delivers a protein-based interleukin I receptor antagonist across the BBB and ameliorates neuropathic pain in a preclinical model

George Thom¹, Mei-Mei Tian², Jon P Hatcher³, Natalia Rodrigo¹, Matthew Burrell¹, Ian Gurrell³, Timothy Z Vitalis⁴, Thomas Abraham⁵, Wilfred A Jefferies⁶, Carl I Webster¹ and Reinhard Gabathuler⁴

Abstract

Delivery of biologic drugs across the blood–brain barrier is becoming a reality. However, the solutions often involve the assembly of complex multi-specific antibody molecules. Here we utilize a simple 12 amino-acid peptide originating from the melanotransferrin (MTF) protein that has shown improved brain delivery properties. 3D confocal fluorescence microscopic analysis demonstrated brain parenchymal localisation of a fluorescently labelled antibody (NIP228) when chemically conjugated to either the MTF peptide or full-length MTF protein. Measurement of plasma kinetics demonstrated the MTF peptide fusions had very similar kinetics to an unmodified NIP228 control antibody, whereas the fusion to MTF protein had significantly reduced plasma exposure most likely due to a higher tissue distribution in the periphery. Brain exposure for the MTF peptide fusions was significantly increased for the duration of the study, exceeding that of the fusions to full length MTF protein. Using a neuropathic pain model, we have demonstrated that fusions to interleukin-1 receptor antagonist (IL-1RA) are able to induce significant and durable analgesia following peripheral administration. These data demonstrate that recombinant and chemically conjugated MTF-based brain delivery vectors can deliver therapeutic levels of drug to the central nervous system.

Keywords

Blood–brain barrier, central nervous system, interleukin-1 receptor antagonist, melanotransferrin peptide, pharmacokinetic

Received 31 July 2017; Revised 23 March 2018; Accepted 26 March 2018

Introduction

Although protective in design, the blood–brain barrier (BBB) presents a constant challenge to effectively deliver therapeutic drugs directed at the treatment of brain diseases. Efficient drug delivery across the BBB is most important in the treatment of neurophysiological disorders (including neuropathic pain, Alzheimer's disease

¹Bioasis Technologies Inc., Richmond, BC, Canada

²Neural and Behavioural Sciences & Microscopy Imaging Core Lab, College of Medicine, The Pennsylvania State University, Hershey, PA, USA

³The Michael Smith Laboratories, University of British Columbia, Vancouver, BC, Canada; The Vancouver Prostate Centre, Vancouver General Hospital, Vancouver, BC, Canada; The Djavad Mowaffagian Centre for Brain Health, University of British Columbia, Vancouver, BC, Canada; Centre for Blood Research and Departments of Microbiology and Immunology, Medical Genetics, and Zoology University of British Columbia, Vancouver, BC, Canada

Corresponding author:

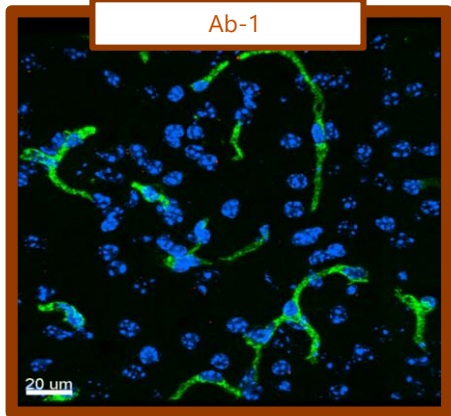
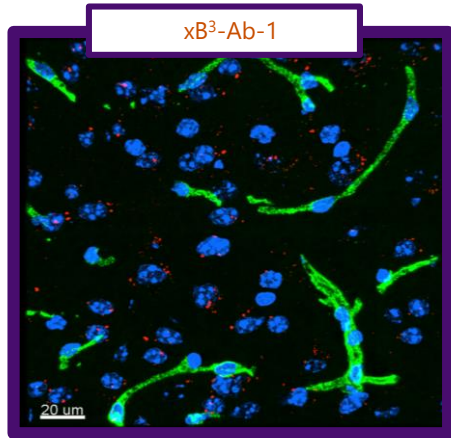
Mei-Mei Tian, Bioasis Biosciences Corp., 14 Water Street, Guilford, CT 06437, USA.
Email: meime@bioasis.us

¹MedImmune, Cambridge, UK

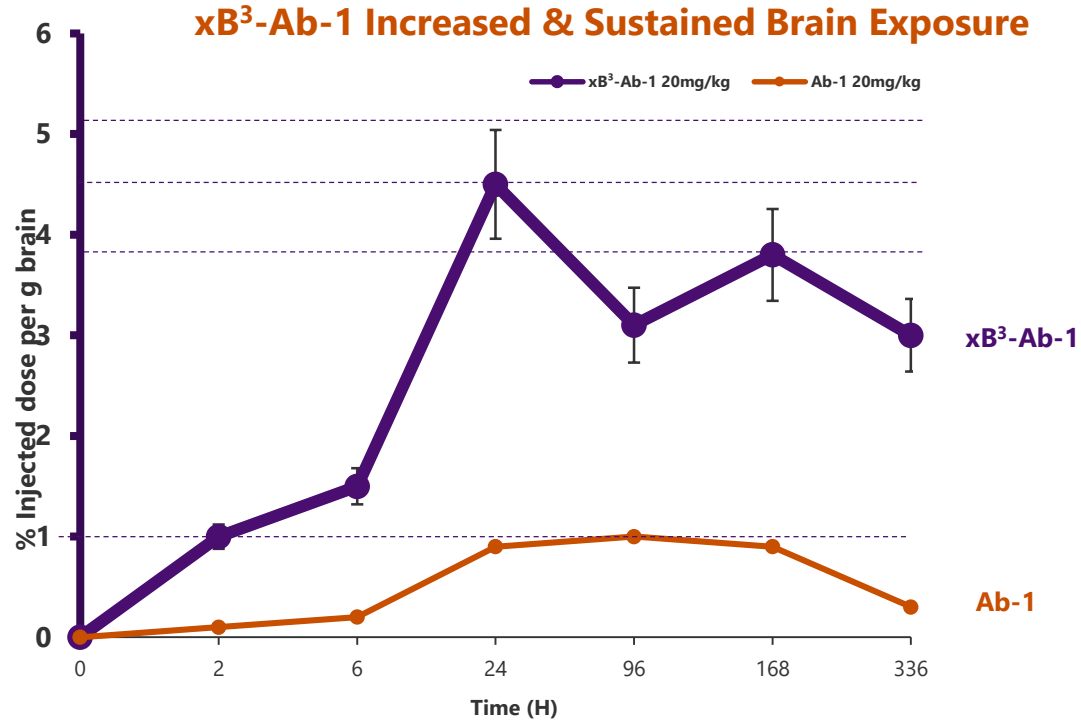
²Bioasis Biosciences Corp., Guilford, CT, USA

³Neuroscience IMED Biotech Unit, AstraZeneca, AKB, Cambridge, UK

Antibody Delivery: xB³-mAb Demonstrates Superior Brain Delivery



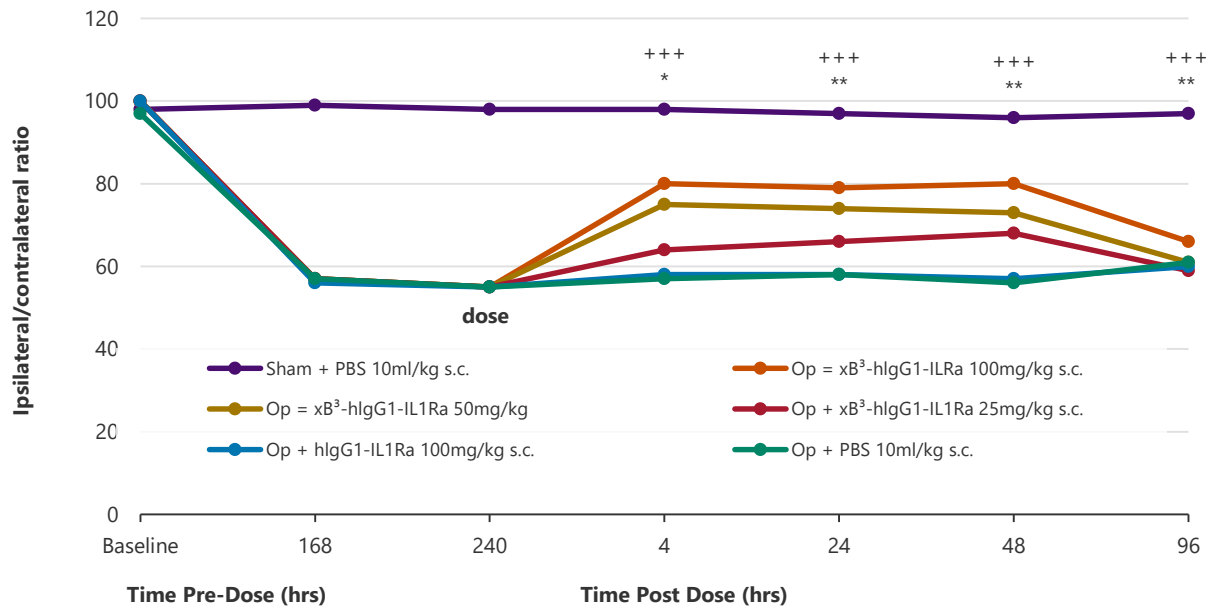
Antibody, Capillary, Nucleus



Mean ± SEM; n=6 mice/ molecule; single IV injection

Thom G. et al. (2018) *J Cereb Blood Flow Metab.* ePub May 30, 2018.

Antibody Delivery: αB^3 -IL-1RA Demonstrates Dose Dependent Therapeutic Efficacy in a Neuropathic Pain Mouse Model



Mean \pm SEM; n=7-10 mice/ molecule; single s.c. injection

Recent Achievements

- January 2019: Bioasis Announces Agreement With Leading Pharmaceutical Company for Pre-Clinical Research Using the xB³ Platform Technology
 - \$500,000 upfront, up to \$3M in R&D costs
- October 2018: Bioasis Announces xB³™ Platform Technology Licensing Agreement with Prothena
 - \$1M upfront, up to \$33M in milestones, additional royalty on product sales
- May 2018: Bioasis Announces Publication of Independent Validation of the Company's xB³™ Platform Technology
 - MedImmune collaboration

Strategic Approach:

Two Pillar Strategy to Maximize Value and Success

**Pipeline Programs:
Well-established medicines, fast path to BLA/NDA**

- De-risked programs
- Approved drugs, well-established with regulatory agencies, physicians and patients
- Orphan indications, including CNS cancers and rare genetic diseases with fast and cost effective paths to BLA/NDA submission

**Business Development:
Novel targets & drug candidates**

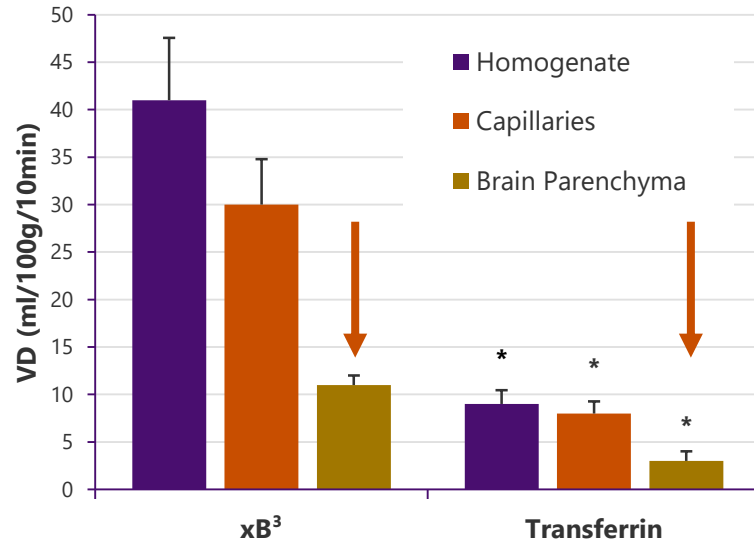
- Higher risk taken on by partner novel targets and new chemical entities
- Strategic partnering with selected Pharma
- Broaden utility and use of technology across multiple CNS disorders and treatment modalities
- Retain upside for Bioasis

Maximizing Value and Success of xB³ Platform

Appendix

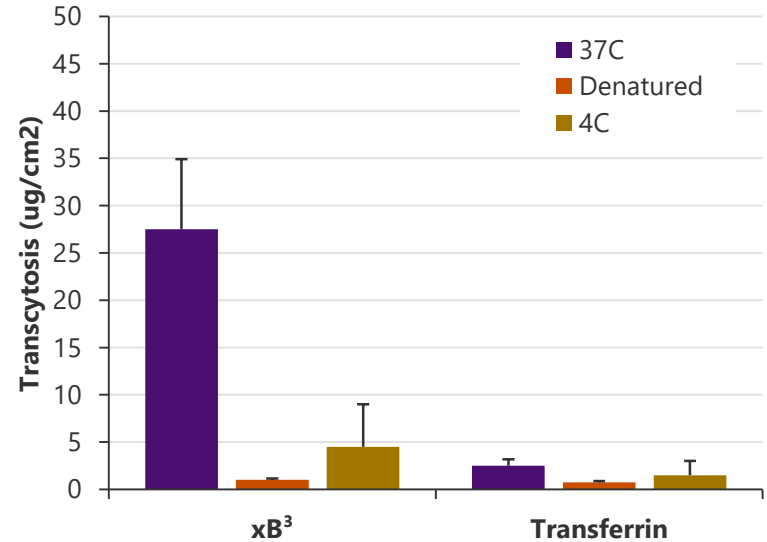
xB³ Platform is Superior to Transferrin

Greater Transport Efficiency



Mean \pm SE * $p < 0.01$ Student's *t*-test (xB³ to Tf comparison); n=8 for xB³, n=6 for Tf

- xB³ platform shows superior volume of distribution in the brain compared to Tf as measured by in situ brain perfusion
- Mice perfused with 10 nM xB³ or Tf



Mean \pm SE; n=4 for 37C and 4C, n=2 for denatured

- xB³ platform shows superior transcytosis efficiency across BBB
- temperature-dependent and conformational-dependent process
- *In vitro* BBB transcytosis assay

Our Management Team



**Deborah Rathjen,
Ph.D., MAICD, FTSE**

*Chief Executive
Officer & Executive
Chair*

*Previous Chief
Executive Officer and
Managing Director,
Bionomics, Head BD,
Peptech (acquired by
Cephalon)*



Christine Antalik

*Chief Financial
Officer*

*25+ years of
experience in
accounting &
finance, including
role of CFO at
multiple corporations*



**Caroline
Clairmont, Ph.D.**

*SVP, R&D
Operations*

*Former BMS head
of specialty and
regional R&D
operations,
covering discovery
through life cycle
management*



**Mei Mei Tian,
Ph.D.**

*VP, Head of
External Research*

*15 years of
experience in xB³-
related research
Joined Bioasis in
2012*

External Legal Counsel



**Warren K.
Volles, Esq.**

*iPraxus Legal
IP Counsel*



**Michael
Partridge**

*Goodmans LLP
Canadian
Securities
Counsel*

Our Board of Directors



**Deborah Rathjen, Ph.D.,
MAICD, FTSE**

Executive Chair

*Previous Chief Executive
Officer and Managing
Director, Bionomics, Head
BD, Peptech (acquired by
Cephalon)*



Nancy Stagliano, Ph.D.

Director

*Previous Chief Executive
Officer, True North,
iPierian & CytomX*



John E. Curran, CPA

Director

*Former Partner, Deloitte
& Touche LLP*



David M. Wurzer, CPA

Lead Director

*Executive Vice President
and Chief Investment
Officer, Connecticut
Innovations*



Our Scientific Advisory Board



Yale

Prof. John H. Krystal, M.D.

Chair

*Yale University School of Medicine
Yale-New Haven Hospital*



 Cleveland Clinic

Jeffery L. Cummings, M.D.

Member

*Cleveland Clinic, Center for Neurodegeneration and
Translational Neuroscience*



 syntimmune

Mario Saltarelli, M.D., Ph.D.

Member

Former Chief Medical Officer, Syntimmune



 Invicro
A Konica Minolta Company

Jack Hoppin, Ph.D.

Member

*Co-founder and Chief Executive Officer,
Invicro*



Bionomics 

Sue O'Connor, B.Sc. (Hons), Ph.D.

Member

*Vice President, Innovation &
Strategic Initiatives
Bionomics Ltd.*



VANDERBILT  UNIVERSITY

John P. Wiksw, Jr., Ph.D.

Member

*Vanderbilt University, Vanderbilt Institute for
Integrative Biosystems Research and Education*

Corporate Summary

Trading	Capital
TSX Venture: BTI	Cash: \$827,708 ⁽⁴⁾
OTCQB: BIOAF ⁽²⁾	Shares Outstanding: 58,587,429 ⁽⁴⁾
Recent Closing Price: \$0.395 ⁽³⁾	Options Outstanding: 8,922,228 ⁽⁴⁾
52 Week Range (High / Low): \$0.97 / \$0.26 ⁽³⁾	Warrants Outstanding: 12,643,246 ⁽⁴⁾⁽⁵⁾
Market Capitalization: \$23.14M ⁽³⁾	Shares Issuable Pursuant to RSUs: 33,333 ⁽⁴⁾
Average Daily Volume: 22,690 ⁽³⁾	Fully Diluted Shares Outstanding: 80,186,236 ⁽⁴⁾

(1) All \$ amounts in CAD

(2) BTI also trades on the OTCQB as BIOAF, but amounts are for the TSXV only

(3) As of the close of business March 5, 2019

(4) As at February 28, 2019

(5) Exercise price per common share \$0.69 - \$1.00